


Hale County School System



Review and Enrichment Practice

Fifth Grade

Michael C. Ryans
Superintendent

Learning Activity Packet for Emergency Closing #1

Directions: Select at least **four (4) activities** to complete each emergency closing day. Share/review your choices with an adult. Each activity is labeled with one or more content area icons; complete activities from a variety of different content categories (see icons below). **Check the box** for each activity you complete.



Literacy



Math



Science



Social Studies



Art and Music



Health and
Wellness

NOTE: Items in **bold** indicate an attachment contained in this booklet; items that are underlined indicate an online website or resource.

☐

☐

☐

☐


Read for 30 minutes and write a journal response. What challenges or themes are being revealed in the text?

Do some research. What constellations should be visible in our sky tonight? Draw pictures and label the key stars in the constellations.

Read an article in a print or online newspaper. Complete the **Current Events Summary (1-A)**.

Keep a daily journal of what you are experiencing with your family, as we go through this time in history.

☐

☐

☐

☐


Write down the recipe for a personal favorite food. Then, on the back, double the recipe ingredients, being careful to calculate the fractions precisely.

With help from an adult, play a game, research a composer, compose a song, or dance to the beat. Visit: www.classicsforkids.com

Make your own fossil imprint. Flatten a ball of playdoh and push a small object into it, or use a pencil/crayon and rub over the object. Ask someone to guess what the object is.

With permission, watch a movie or television show and write a **Movie Review (1-D)**.

☐

☐

☐

☐


Take time to stretch. Then work on fitness by jogging in place, doing curl-ups and push-ups, or going on a walk outside (check with an adult).

Find the volume of at least three objects (rectangular prisms) in your house. Use the **Volume Worksheet (1-E)** to record your work.

Help around the house: clean your room, fold laundry do the dishes, or sweep/vacuum.

Put a long object like a pencil or a spoon in a glass of water. Draw a picture of the object showing refraction and explain why it looks that way.

☐

☐

☐

☐


Log into Imagine Math through ClassLink and practice your math skills.

Perform two random acts of kindness.

Create a board game using characters, setting or conflicts you have read about in a book.

Look outside and sketch what you see. Include a foreground, middle ground and background.



CURRENT EVENTS SUMMARY

(1-A)

Read an article in a print or online newspaper. Complete the following summary.

THE BASICS

ANSWER IN COMPLETE SENTENCES.

Where did the event take place?

When did the event take place?

Who was involved in the event?

What happened?

How did it happen?

Why did it happen?

Article Title _____

Source: _____

Type of Event (CIRCLE)

World National State Local

ANSWER IN COMPLETE SENTENCES.

What are the three most important points in the article?

1. _____

2. _____

3. _____

What is your opinion about this event?
Explain

What is a connection you can make with this event?



INVENTION TEMPLATE (extra activity)

Imagine that you are an inventor. Your task is to develop a new product to respond to a storm-related problem. Use your imagination to design your invention. Then, write a persuasive advertisement to convince people to buy your product.

1. Think of a product to invent.
2. On a separate sheet of paper, draw a design for your product.
3. Label your drawing with all of the product's special features.
4. Complete the Invention Advertisement Pre-Write below. The more detailed you are on the pre-write, the easier writing the advertisement will be. Remember your goal is to **PERSUADE** someone to **BUY** your product.
5. Using your pre-write responses, write or type an advertisement for your product.

INVENTION ADVERTISEMENT PRE-WRITE

1. Write a clever, memorable name for the product you created.
2. Describe the special features of your product:
3. Brainstorm persuasive words and phrases to influence people to buy your product.
4. Write a sentence (or two) that establishes a sense of urgency for people to buy your product.
5. Determine the price for your product. Remember that the price should make the product affordable and yet take into account production costs and earnings so your company will make a profit.
6. Write a lead sentence (ask a question, address your audience, make a bold statement).



MOVIE/TELEVISION REVIEW

(1-D)



Turn regular movie watching into a learning experience by writing a critical review of a film you watch during the break. While watching the film, make sure to study it carefully. Then, complete the organizer to finish your review.

- 1. Review the review organizer below before watching the movie. This will help you know what to pay attention to.**
- 2. Watch a movie at home or in the theater.**
- 3. Complete the organizer below.**
- 4. Share with a friend or family member.**

Introduction

What movie did you see? What type of movie was it? Who starred in the movie?

Summary

What was the movie about? Who were the main characters? What were 3 important plot events? What problem was presented in the movie? How was the problem resolved?

Review

What was the movie about? Who were the main characters? What were 3 important plot events? What problem was presented in the movie? How was the problem resolved?



VOLUME WORKSHEET

(1-E)

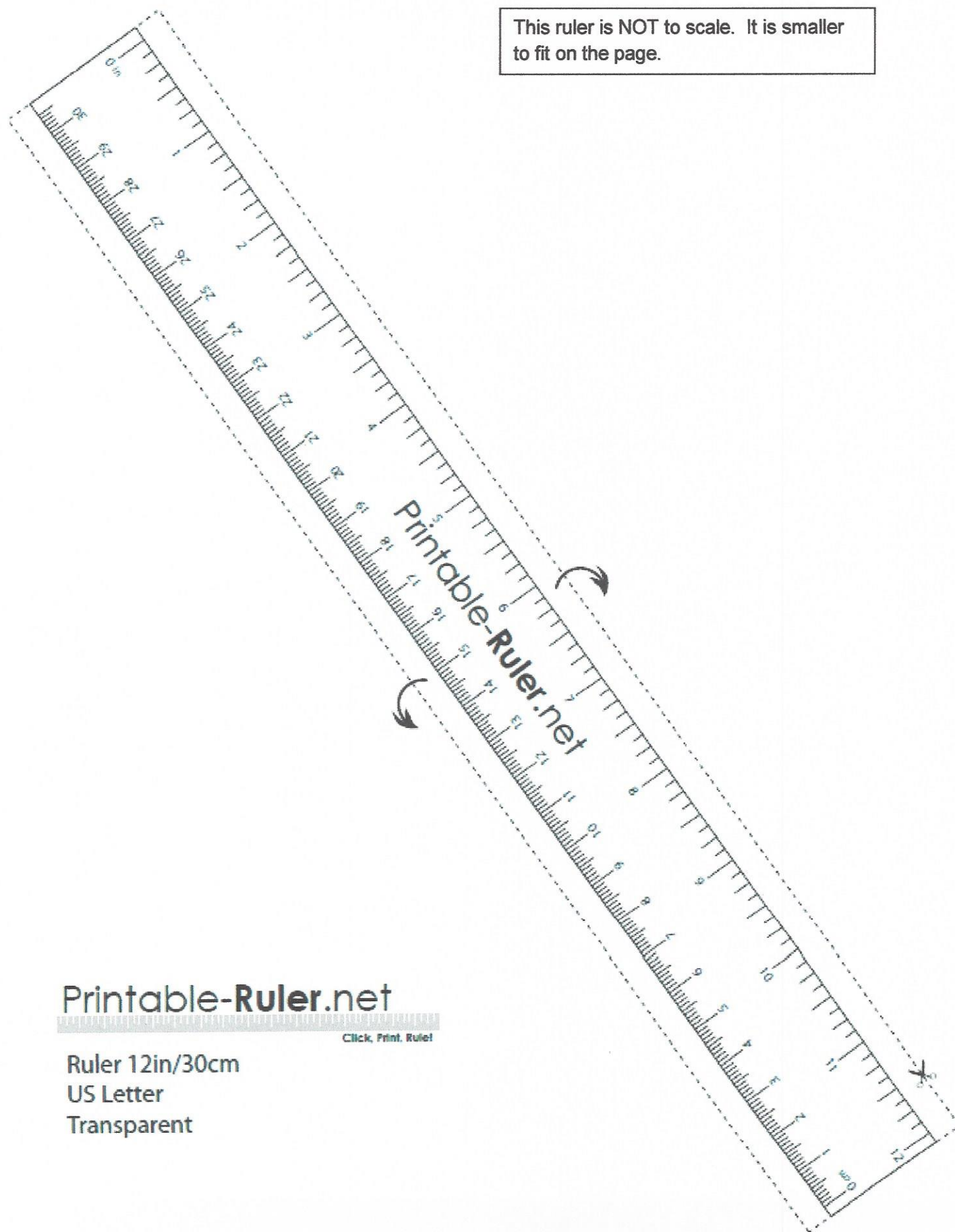
Find at least three objects in your house (rectangular prisms). Measure the length, width, and height (paper ruler on the next page). Then, sketch the objects, labeling the dimensions. Finally, calculate the volume of each object. Be sure to label with the appropriate units.



$$\text{Volume} = \text{Length} \times \text{Width} \times \text{Height}$$

Sketch of Object	Volume Calculations
	$3\text{in} \times 9\text{in} \times 5\text{in} = 135\text{in}^3$

This ruler is NOT to scale. It is smaller to fit on the page.



Printable-Ruler.net

[Click, Print, Rule!](#)

Ruler 12in/30cm
US Letter
Transparent

Learning Activity Packet for Emergency Closing #2

Directions: Select at least **four (4) activities** to complete each emergency closing day. Share/review your choices with an adult. Each activity is labeled with one or more content area icons; complete activities from a variety of different content categories (see icons below). **Check the box** for each activity you complete.



Literacy



Math



Science



Social Studies



Art and Music



Health and Wellness

NOTE: Items in **bold** indicate an attachment contained in this booklet; items that are underlined indicate an online website or resource.



Read an independent book for at least 30 minutes. Choose a passage from the text that you consider to be "outstanding" writing. Explain why you find this selection so powerful - see **Reading Response (2-A)**.

Write a letter to a soldier to thank them for their service.

Respond to the **Arctic Writing Prompt (2-B)** regarding a trip to the Arctic.

Color Sheet (2-C).



Read an article about a topic that interests you. Complete a summary of the main ideas and details you learned.

Play Kakooma on www.gregtangmath.com

Measure the dimensions of a box in the kitchen (cereal box, pasta box, etc.). Find the volume of this rectangular prism. Do the same for another box. What is the difference between the two measurements?

Understanding Fractions. Complete the **Pizza Worksheet (2-D)** to show how many slices of pizza each member of your "family" ate for dinner.



If you play a band or orchestra instrument, practice your assigned lesson music for 20 minutes.

With help from an adult, play a game, research a composer, compose a song, or dance to the beat. Visit: www.classicsforkids.com

Use paper clips to model elements & compounds. Link two small clips together. Does this represent an element or compound? Create a "new" compound by linking together a combination of small and big paper clips. How many of each is in your new compound?

Check a website or observe the moon. What phase is it currently in? Draw a diagram that shows the moon's last phase and its next phase.



Landscape Out Your Window - draw a picture of what you see from your window. Use worksheet (2-E) for guidance.

Self-Portrait: Look in a mirror and draw a self-portrait. Include as much realistic detail as possible.

Let's Get Moving! Find a comfortable space in your house and follow the instructions on the **Let's Get Moving Worksheet**

With help or permission from an adult, make a healthy snack to enjoy. Talk with them about what makes it a healthy choice.



READING RESPONSE

(2-A)

Read an independent book for at least 20-30 minutes. Choose a passage from the text that you consider to be “outstanding” writing. Using the guide below, explain why you find this selection so powerful.

Book Title: _____ **Author:** _____

Powerful Quote/ Section of Text:

Page Number(s): _____

Response: What makes this section of text so powerful?

This image shows a single sheet of white paper with horizontal blue or grey ruling lines. The lines are evenly spaced and run across the width of the page. There are approximately 20 lines visible. The paper appears to be from a notebook or a standard sheet of stationery. There is no handwriting or other markings on the page.



ARCTIC WRITING PROMPT

(2-B)



Imagine you've won a trip to the Arctic. What sights do you want to see? What do you want to do there? Describe your ideal trip.


This image shows a single sheet of white paper with horizontal ruling lines. The lines are evenly spaced and run across the width of the page. There are no margins, text, or other markings on the paper.



MINDFULNESS

(2-C)





You order a pizza that has 18 slices. Your father eats $\frac{1}{9}$ of the pizza, your mother eats $\frac{1}{6}$, and your two little sisters each eat $\frac{1}{9}$. How many slices are left for you? Are there enough slices for you to eat $\frac{2}{9}$ of the pizza? Draw a diagram and show your answers.

Father: _____

Mother: _____

Sister #1: _____

Sister #2: _____

You: _____

Diagram:

**LANDSCAPE FROM YOUR WINDOW****(2-E)**

Use materials of your choice (crayons, pencils, paint, clay) to create a picture of the view from your window. What do you see? What is happening? How can you tell? What details can you include in your artwork to describe what you see? Find a creative way to show what is happening outside your window. Bring your artwork to school to share with your class.

**LET'S GET MOVING!**

(2-F)

Find a comfortable place in your house and do the exercises listed below.

**Push-Ups**

Get in a push-up position with your arms straight and elbows locked. Try holding yourself in this position for 90 seconds.

Shoulder Tap

While in the push-up position, try to touch your right hand to your left shoulder, then your left hand to your right shoulder. Repeat 24 times.

Ab Crunches

Lay on the floor and do 30 abdominal crunches.

Repeat this entire routine one more time.

This image shows a single sheet of white paper with horizontal ruling lines. The lines are evenly spaced and run across the width of the page. There is no text or other markings on the paper.

This image shows a single sheet of white paper with horizontal ruling lines. The lines are evenly spaced and run across the width of the page. There are no margins, text, or other markings on the paper.

Blank Page for Drawing or Sketching

Blank Page for Drawing or Sketching

Daily Reading Log- Try to read 20-30 minutes EVERY day. Use this reading log to record your reflections about the pages you read each day. There are sentence starters and ideas for what to write about on the second page.

Try to read 20-30 minutes EVERY day. Use this reading log to record read each day. There are sentence starters and ideas for what to write

[illegible]

Daily Reading Log- Try to read 20-30 minutes EVERY day. Use this reading log to record your reflections about the pages you read each day. There are sentence starters and ideas for what to write about on the second page.

[illegible]

Daily Reading Log Sentence Starters- Use these sentence starters to help you write a response to what you read. Try to use different ones each day

Setting

The setting reminds me of _____ because _____.

Character

The character _____ reminds me of _____.

When the character did _____ I thought _____.

Purpose/Theme/Main Idea

I think the author is trying to get me to think about _____.

I could relate to the story because _____.

The story/section I read was mainly about _____.

Predicting

I think _____ will happen because I noticed _____.

I wonder if _____ will happen because _____.

I predict _____ will happen because _____.

Clarifying

I am unsure about _____.

One word/phrase I don't understand is _____.

I'm confused about _____.

One question I have is _____.

Making Connections

This reminds me of _____ because _____.

This story is different from _____ because _____.

Drawing Conclusions

I think that when the character (action) _____ it means _____.

One way I could describe the character is that he or she is _____.

Daily Reading Log Sentence Starters, *continued*

Example	Non-Example
The setting reminds me of <u>a summer camp I attended</u> because <u>we also did a lot of activities and slept in bunks</u> .	The setting reminds me of <u>nothing</u> .
I think <u>the main character will keep trying to make friends</u> because <u>she seems lonely</u> .	I think <u>the main character will happen</u> because <u>she is lonely</u> .
One question I have is why did the main character get upset.	One question I have is what happened.